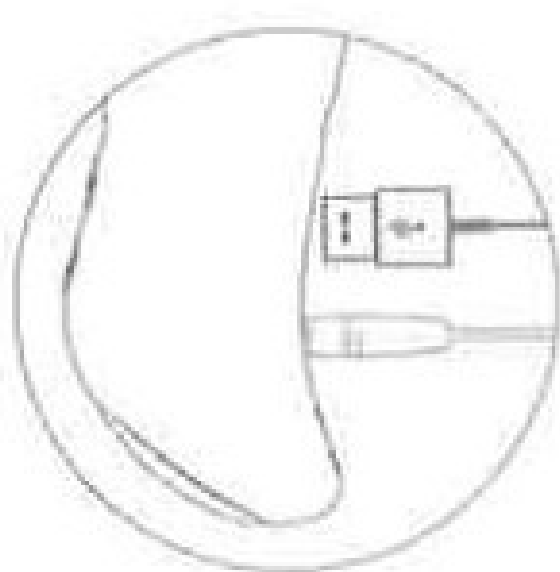
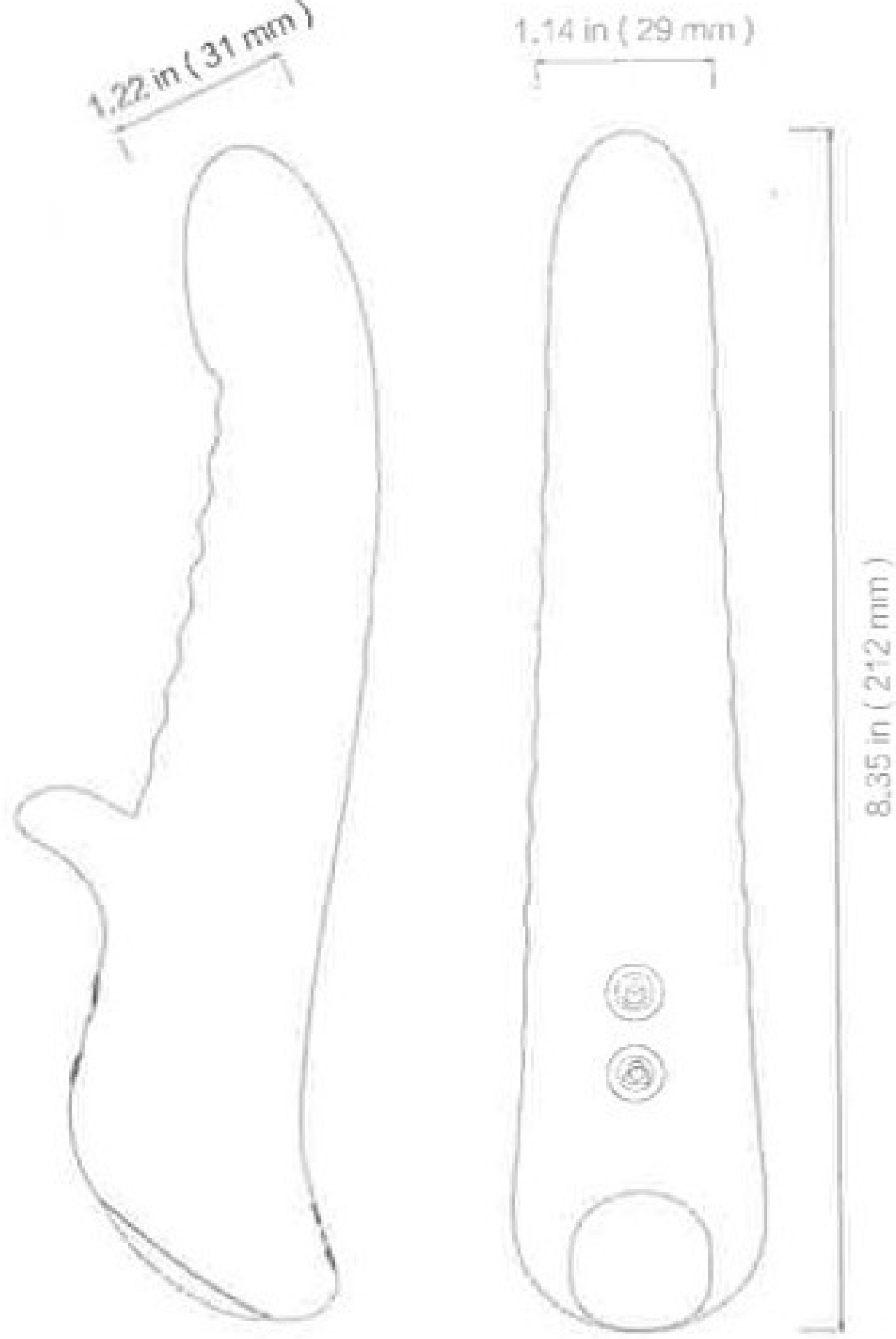


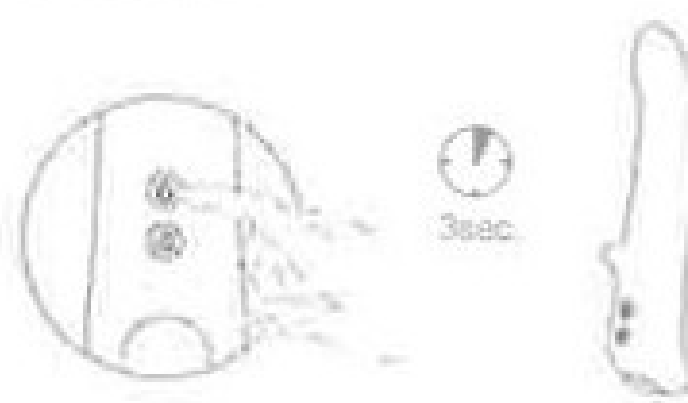
QUICK START GUIDE



USB CHARGING

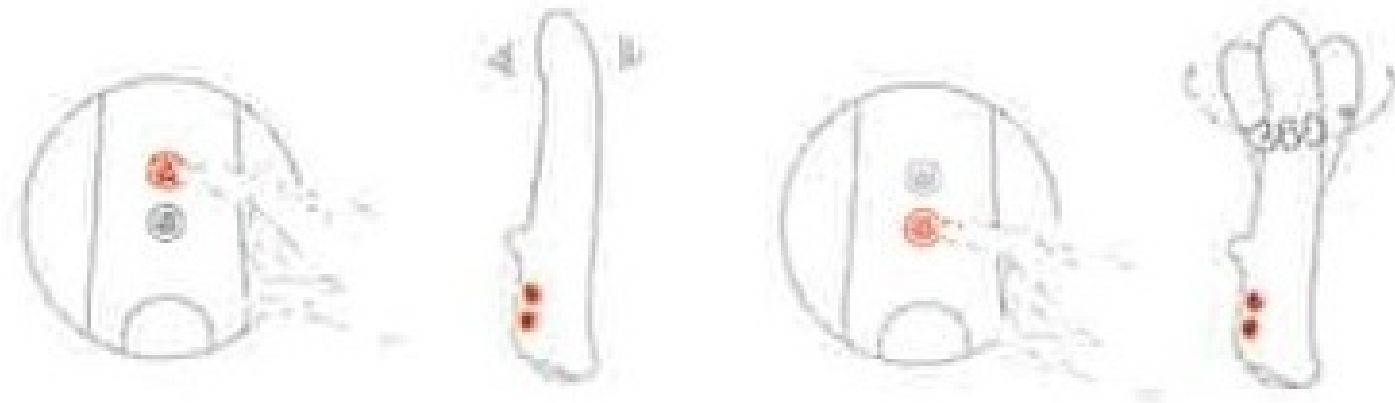
- Insert the tiny end into the DC Port (Behind the product), and connect the USB to Car Filing / Plug / Computer / Power Bank.
- Please note that the device would not be working while charging , so please unplug the charging cable before turning on the device.
- Please use the power adapt below 5V
- Can not keep in the water for a long time
- If the product can't be charged with electricity, please wait for 10 mins to confirm.

ON / OFF



- Hold the button for 3 seconds to Turn On/Off

SWITCH MODES



• Color of the LED light changes over patterns

PRODUCT CLEANING

- Clean Please clean product with warm water or antibacterial soap.
- Wipe Dry the product with clean cloth or towels.
- Save Keep the product in a cool, dry and clean place.
- Attention Never clean this product with organic cleaner that contains alcohol, gasoline or acetone. Avoid direct sunshine.

SAFETY

- Do not use it at temperature over 167°F/75 °C.
- Stop using it when any discomfort occurs.
- It is recommended to use it with water-based lubricant.
- Do not use it if you find the product unsmooth or damaged.
- Keep out of reach of children.

SPECIFICATION

Size: 8.35 in * 1.22 in * 1.14 in (212 mm * 31 mm * 29 mm)
 Material: (Medical Silicone)+ABS
 Product Accessories: USB Cable, Instruction Manual



MADE IN CHINA