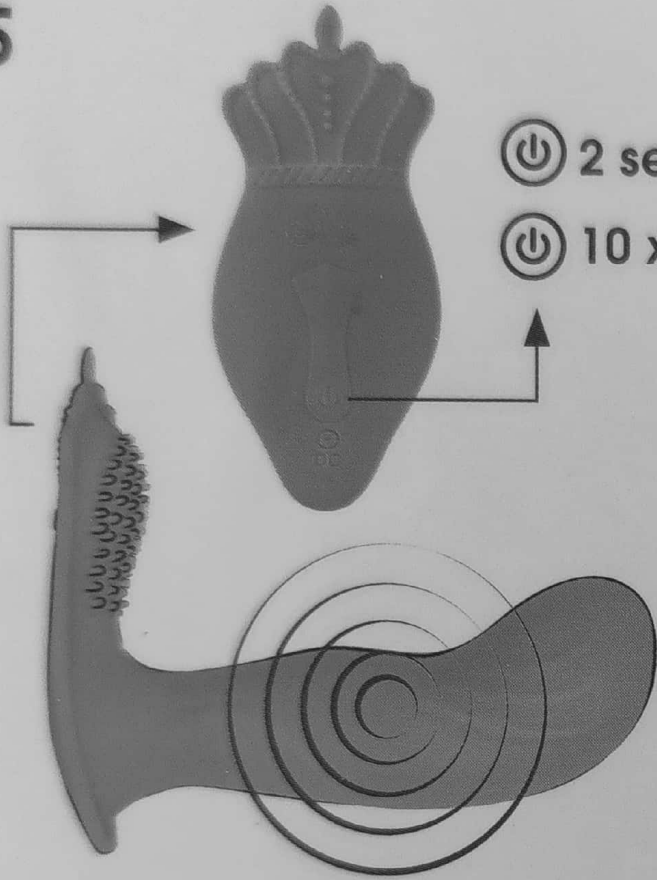


Silicone ★ STARS

Sweet Smile[®]




⏻ 2 sec ON/OFF

⏻ 10 x 🌀

⏻ 2 sec ON/OFF

⏻ 10 x 🌀



🕒 = max. ~ 60 min

🔋 ~ 150 min 100% 🔌



WATER-BASED ONLY



Customer information

Thank you for choosing to purchase this product. With this product, you can enjoy thrilling hours alone or together with your partner by using it as a massage or stimulation device for solo sex or before or during erotic play.

To ensure that you can enjoy this product for as long as possible, please read all of the information on safe and optimal handling and keep it in a safe place for later reference. Also be sure to keep the product packaging (if any), since it may contain further information on the product or batteries or on recharging.

Safety notes

- Keep out of reach of children as small parts can be swallowed.
- Do not use the product on broken or irritated skin.
- Do not share the product with others to prevent illnesses and infections.
- Read the information on the product packaging carefully to prevent allergic reactions (e.g. to latex or other).
- Stop using immediately if unpleasant skin irritations or physical complaints occur.
- Do not freeze or heat the product.
- The product is not suitable for commercial use.
- Ensure safe use of the product to prevent injuries. The product is used at your own risk.
- No liability of any kind can be assumed for injuries and accidents resulting from improper handling and non-compliance with these safety notes.

General information

- Do not use this product unless you are in good physical health and condition.
- Use this product at your own risk.

Before first use

- Use warm water and soap to clean the product before its first use. To prevent damage to the product, please make sure that no water gets into the battery compartment.

If applicable:

- Charge the product or insert the batteries (may be included). Please see the product packaging for information on changing or charging batteries.

Use

To prevent illnesses of any kind, clean the product after every use in the anal area before reusing it vaginally.

1. Apply sufficient lubricant to the surface of the product.
NOTE: To avoid damaging the material, use water-based lubricant only.
2. Vibrator/dildo: Insert the product into the vagina or anus.
Lay-on vibrator: Lay the product on the desired place in the genital area.

If applicable (otherwise, please proceed to step 6):

3. To start the vibration, use the control unit to turn the product on.
4. To change the vibration setting, carefully press, turn, or slide the control unit.
5. To turn the vibration back off after use, press, turn, or slide the control unit into the initial position.
6. Slowly remove the product from your body.

Optional (if applicable):

- Some vibrators / dildos have a G-spot tip. To stimulate the G-spot, follow the steps given above and hold the curved tip towards the abdominal wall.
- Some vibrators/dildos have one or two stimulus arms that can be used to stimulate the clitoris and/or anus simultaneously.
- Some vibrators/dildos are also suitable for anal use. To stimulate the prostate, etc. follow the above steps and hold the curved tip towards the abdominal wall.
NOTE: Use only especially suitable lubricant for anal use.
NOTE: To prevent the vibrator/dildo from sliding completely inside the anus, always hold the product firmly.
- Some vibrators have a rotation function. Press the control unit to turn this function on and off.
- Some vibrators have an impact function. Press the control unit to turn this function on and off.
- Some vibrators/dildos have a pump ball. To increase the diameter of the vibrator/dildo, press the pump ball repeatedly if necessary. The vibrator/dildo is inflated. To let the air escape, open the valve.
- Some vibrators/dildos have a suction cup that allows you to attach the product to a smooth, clean and dry surface. This keeps your hands free for additional stimulation.
- Some (lay-on) vibrators have a radio remote control. To enrich your lovemaking, give the radio remote control to your partner to control the vibration.

Care instructions


- Let the product cool after every use before putting it away.
- Clean the product with warm water and soap after every use. To prevent damage to the product, please make sure no water enters the battery compartment.
- Keep the product in a clean, cool and dry place. Moisture can damage the batteries and motor. Avoid direct sunlight.
- To prevent chemical reactions, store the product separately and not together with other products made from different materials.
- To extend the life of the batteries and prevent damage to the product, remove the batteries from the product after every use.


Note for power adapters/chargers included with the product

The power adapter/charger is not intended for use by persons (including children) with limited physical, sensory, or mental abilities or those who lack experience and/or knowledge, unless they are supervised by a responsible person or have been instructed in the proper use of the power adapter/charger. Children should be supervised to ensure that they do not play with the power adapter/charger or individual parts thereof.

Disposal information

Please do not discard the packaging material or old devices. Recycle items where possible. Please take old devices to the appropriate collection points according to your local legislation and Directives 2012/19/EC and 2006/66/EC.

The symbol of the crossed-out garbage can on wheels () shows that this product must be taken to an e-waste collection point for disposal so that it can be recycled optimally.

Batteries do not belong in household waste. As a consumer, you are under a legal obligation to turn in used batteries. You can do this at public collection points or places where batteries are sold. You can also return batteries of the relevant type to us at no charge after use. Batteries that contain harmful substances are marked with the  symbol and one of the following chemical symbols:

- Pb = Battery contains more than 0.004 percent lead by mass,
- Cd = Battery contains more than 0.002 percent cadmium by mass or
- Hg = Battery contains more than 0.0005 percent mercury by mass.

Lithium batteries and battery packs for all systems can only be turned in at collection points if they have been discharged. To prevent short-circuits in the event of incomplete discharging, the poles on these types of batteries should be insulated using a substance such as adhesive tape before the batteries are returned.

“Orion Versand GmbH & Co.KG hereby declares that item 0594903 0000 “Sweet Smile G-Spot Panty Vibe“ is compliant with Directive 2014/53/EU.

The full text of the EU declaration of conformity is available at the following website: www.orion.de/zertifikate.”

i. A. 