

<http://www.evolvednovelties.com/>

EVOLVED[®]
Love is Back[®]



Product Specifications:

Category: Vibrator
Material: silicone and RTV silicone
Size: W: 2.07", H: 10.4", D: 2.34"
Battery: Lithium ion battery
Voltage: 3.7-4.2 V
Number of Vibrations: 7
User time: 70-90 MINS
Sound Level: ≤60dB/10cm

CHARGING INSTRUCTIONS

This vibrator arrives with a partial charge, so it is recommended to charge it for at least 30 minutes before use.

Connect the USB plug into the USB port of your computer or other output and the other end of the DC charger into toy's input.

Initial charge will take about half an hour, and subsequent charges will take about three hours to complete.


The indicator light will flash slowly while device is charging, and flash quickly when toy is fully charged. There is no danger of battery damage by overcharging, but it's recommended not to overcharge for long periods of time.


Charge lasts for about 100 of play time on the lowest level of vibration, and about 60 minutes on the highest level.



Toy vibration slowly decreases when charge begins to fall below 3.1V. This toy operates at a sound level of 60db with a Li-polymer battery.

INSTRUCTIONS FOR USE

This toy has an easy-to-use 3-button control panel on its shaft that controls each motor separately.

To activate the large rabbit shaft, press the  button for at least 2 seconds. The light will turn on and the toy will begin vibrating in that shaft at its first lowest frequency. Press again more quickly to cycle through 7 speeds and functions. To turn off the large rabbit shaft motor, press the same button for at least 2 seconds.

To activate the small "bunny ear" rabbit shaft, press the  button for at least 2 seconds. The light will turn on and the toy will begin vibrating in that shaft at its first lowest frequency. Press again more quickly to cycle through 7 speeds and functions. To turn off the small rabbit shaft motor, press the same button for at least 2 seconds.

To activate the powerful wand, press the  button for at least 2 seconds. The light will turn on and the wand will begin vibrating at its first lowest frequency. Press again more quickly to cycle through 10 speeds and functions. To turn off the wand motor, press the  same button for at least 2 seconds.

USB RECHARGEABLE

