


Eva™ User Manual

Formerly known as Eva II.

Eva is a hands-free clitoral vibrator that delivers consistent stimulation during penetration. With flexible wings that tuck snugly under your labia, Eva stays in place and out of the way so you can focus on your pleasure.

- 3 Intensities
- 3-Year Warranty
- Flexible Fit
- Medical Grade Silicone (Phthalate-Free)
- Partners-Optional
- Waterproof



Using Eva

Please fully charge your Eva before use. Before pulling in your partner to play, try using Eva solo to see how it fits and works

best for you. Keep in mind that Eva fits differently for different people!

How to Place Eva



- 1.** Place Eva where it feels best
- 2.** Pull each labium (lip!) over one wing at a time
- 3.** Adjust as necessary

Don't worry—it may take a few minutes and a couple of tries to get comfortable.

You can even try these options:

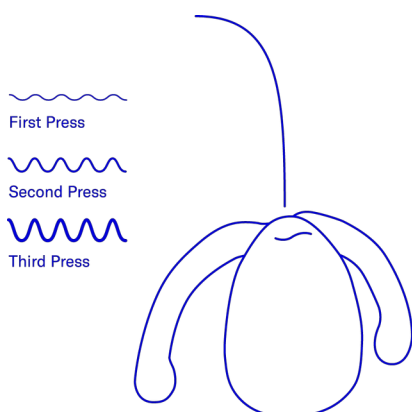


No dice? No worries! Try shifting positions (e.g., lying back vs. sitting up, spreading your legs more), or ask your partner for a hand.

Eva has one button to control power and intensities.

Hold to turn on and off.

Press to cycle intensities.



Tips and Tricks

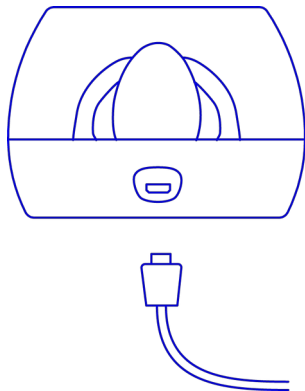
- Eva plays well with others: toys, strap-ons, penises, etc.
- A single finger can help hold Eva in place while switching positions.
- Lube can make things more intense, but it also might make Eva's wings slippery.
- For more pressure or security, try wearing panties over Eva (crotchless or otherwise) or wearing Eva under a harness.

[Read More Tips](#)

Charging Eva

Battery life (high intensity/steady mode): 1 hour

Charge time: 4 hours



The LED indicator is located on Eva's front-facing side, near the button on top.

Eva will blink green while plugged in and will stay green when fully charged. On low battery, Eva will blink red. Eva's LED was designed to remain discreet while charging, so it may be a bit dim in a fully illuminated room. We suggest turning the lights off or cupping your hand over it to verify that it's charging correctly.

Travel Mode

In Travel Mode, Eva cannot be turned on accidentally. Hold the power button for 10 seconds to activate Travel Mode—the LED will blink for those ten seconds and flash red at the end. To exit Travel Mode, place Eva in its charging base.

Caring for Eva

Eva is waterproof. Always clean Eva after every use, using either soap and water or a water-based sex toy cleaner like Dame's Hand + Vibe Cleaner. Do not use 100% alcohol-based solutions. Dry thoroughly. Store Eva separately from other toys, and away from extreme heat or cold.

Caution

- Do not overextend or twist Eva's wings.
- Do not use silicone-based lube with Eva.
- Do not clean Eva with products containing petroleum or acetone.
- Do not boil, bake, microwave, or run Eva through the dishwasher.
- Do not submerge the charging base in water; it's only water-resistant.

Questions?

Email: support@dameproducts.com

©2021 Dame Products Inc. dba Dame Products. Dame Products and Eva are trademarks or registered trademarks of Dame Products Inc. All rights reserved.