

plusOne / Walmart
 6734 Luxe Dual Massager Instruction Manual
 221223
 Print Production
 5x3" Card

All colors are CMYK

- Uncoated Cardstock
- Bleed
- Double sided

= Indicates fold

plusOne®

luxe dual massager

cleaning:

Clean thoroughly with mild soap and warm water, before and after each use.

storage:

Store in a cool dry place separately from other sex toys; sex toys of different material can damage each other if left in contact.

quality:

This product is manufactured using body-safe silicone that is harmless to the human body; free from phthalates, BPA and latex.

special instructions:

Do not turn on while charging and/or cleaning. (While charging the light will flash; the light will turn solid when fully charged) **Low battery alert:** Light will flash rapidly when battery is running low. Use only with 5-volt USB wall adapter (standard mobile phone charger). Allow 130 minutes for a full charge. Use water based lubricant only.

warnings:

Discontinue use if there is any discomfort for you or your partner. Do not expose device to water while charging.

for complete user manual & more information on ways to use your new luxe dual massager.

visit myplusOne.com
 or follow us: [@_myplusOne](https://www.instagram.com/myplusOne)

DON'T MISS
 YOUR EXCLUSIVE
 WELCOME OFFER



scan to
 learn more

unlock on myplusOne.com
 when you sign up via email to
 receive news and promotions

love your purchase? let us know!



plusOne®

luxe dual massager



instruction manual

Outside

product overview

1) power button

Press and hold the power button for 3 seconds to turn on. Press firmly to cycle through the 10 settings. Press and hold for 3 seconds to power off.



3) charging port

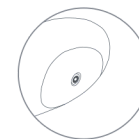
Attach the magnetic charging head to the charging contact.

2) stroking button

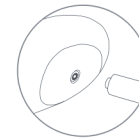
Press the circle button to start, and toggle through the 5 stroking motions. The circle button light will illuminate. To turn stroking motions OFF, toggle to the end of the 5 settings.

The battery shall be disposed in accordance with the local laws and regulations. If possible, please recycle it. Users shall not take out or replace the battery by themselves, doing so may damage the product.

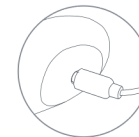
INCLUDES: luxe dual massager, charging cable, and instruction manual



1. The charging contact is a small metal circle located on the back of the device.



2. Line up the magnetic charging head with the charging contact.



3. The cable will magnetically attach itself into place. The power button LED light will pulsate slowly to indicate charging.

ways to use

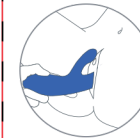
get started

Insert the luxe dual massager's longer internal arm into your vagina and position the shorter external arm against your clitoris for intense dual pleasure (don't forget the label!). Press the power button to cycle through the 10 vibration settings.



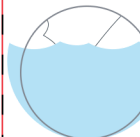
find the perfect spot

Slide the larger internal arm into your or your partner's vagina, and tilt the luxe dual massager's handle down to apply direct pressure to the g-spot. Press the circle button to activate the stroking massaging bead and cycle through the 5 motions to experience mind-blowing g-spot stimulation.



relax & unwind

Enjoy your fully waterproof luxe dual vibrating massager in the bath or shower for the ultimate way to relax and unwind. Independently control the 10 vibration settings and 5 stroking motions for 65 unique stimulation combinations.



Inside