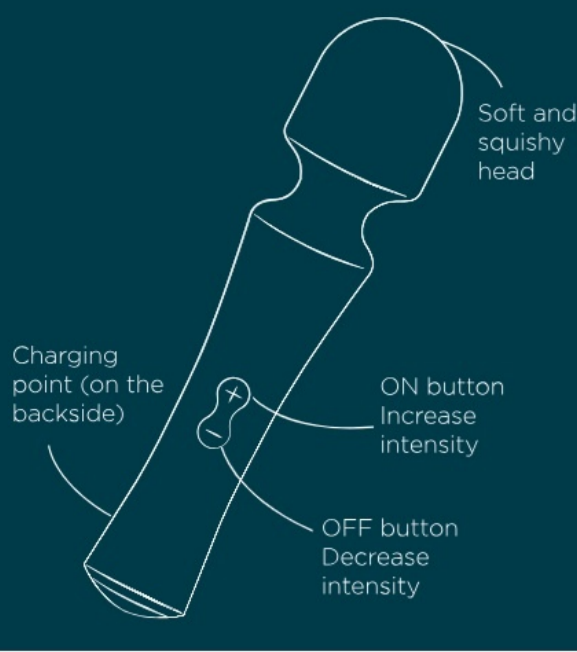


1. Meet ROMP Presto



2. Enjoy



Before using, we recommend applying water-based lube onto the wand's head as well as onto your skin.

Firmly hold the wand's handle before turning on. Press the + button for 3 seconds to turn the toy ON.

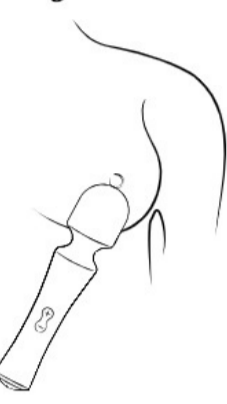
Continue pressing to cycle from the lowest to the highest vibration modes. Presto comes with 6 vibration levels and 4 patterns. Double click the + button to cycle through patterns.



Press the - button to decrease vibration intensity and go back down to the lowest setting. Press the - button for 3 seconds to turn the toy OFF.

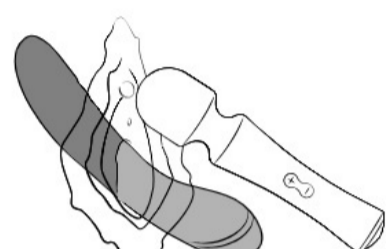
Presto also provides a travel lock for peace of mind when travelling. Press and hold the + and - buttons simultaneously to activate the lock. The toy will buzz twice to indicate the lock is on. Press and hold the + and - buttons simultaneously to deactivate the lock. Charging the toy will also deactivate the travel lock.

3. Play Ideas



ROMP Presto is extremely versatile - use it solo or with a partner...or two. Need some inspiration? Here are some play ideas to help you get in the mood...

Use ROMP Presto to stimulate nipples and inner thighs to tease and tantalize.



Use ROMP Presto on your clit and ROMP Hype internal vibrator simultaneously for double the pleasure.

Use Presto's unique squishy head for soft and sensual grinding.

4. Clean



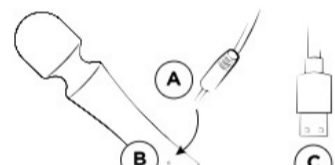
ROMP Presto is waterproof and submersible.



You can clean it with warm water and toy cleaner or go and take a bath with it - whichever is more fun!



5. Charge



ROMP Presto needs a powerup?

Place the magnetic charging cable (A) onto the charging pins (B) until they are secure. Connect the USB (C) to an electric source. After 80 mins, ROMP Party will be ready for you to enjoy again for up to 60 mins.

Light blinking: Charging
70 mins

Light on: Fully charged

Light off: No power or charger is not properly placed.

Place the charging cable (A) into the charging hole (B) and then connect the USB (C) to an electric source. After 130 mins, ROMP Presto will be ready for you to enjoy again for up to 70 mins.

6. Safety Instructions

WARNING

Sold as a novelty product only. Not suitable for medical purposes. Only use the product for the intended purpose. Keep out of reach of children. If you are under a physician's care and/or have a condition requiring the use of any medical device, please consult your physician before using this product. Stop using the product immediately if you experience any skin irritations, pain or discomfort and consult your physician.

This product can be used by adults only. Persons with reduced physical, sensory or mental capabilities or lack of experience and knowledge may only use the product if they have been given supervision or instruction concerning use of the product in a safe way and understand the hazards involved. Children shall not play with the product. Cleaning and user maintenance shall not be done by children. Do not use on swollen or inflamed areas of skin. Remove piercings or jewellery in the genital area before use.

Always clean the product before and after use according to the instructions given in the manual. To avoid damage to the product, the product and its battery must not be exposed to temperatures above 45°C, be dismantled or mechanically or electrically damaged. Sharing sex toys may transmit sexual diseases. Do not share your sex toys with users other than your partner. Use protective measures with your partner if necessary. Do not use the toy if you detect any cracks or signs of degradation in the cover material. This product is not designed for anal use. Do not use anally! To prevent stains, do not place the soft side of your product on an absorbent surface. Check the charging device and the product regularly for damage and do not use in any case of damage. Magnetic fields can influence mechanical and electronic components such as pacemakers. Do not use the product directly over a pacemaker. Contact your physician for more information. Keep cards with magnetic stripes (such as credit cards) away from the product, as they may be damaged by the product's magnet. If your product appears to be functioning abnormally, turn it off and consult the support section on our website.

CHARGING

Before the first use of the charging device, check the local voltage level, since the local mains voltage may not exceed the maximum mains voltage given on the charging device. The product must only be charged at an appropriate, extra-low voltage corresponding to the marking on the product:

- 3.7V, 700mAh
- Do not use or clean the product while the battery is charging.
- Never immerse the charging device or charging cable in water or other fluids. This product contains batteries that are non-replaceable.
- This product contains a rechargeable Li-ion battery.
- Disconnect the charging cable from the electrical supply each time after the product has been charged.

FOR OPTIMAL USE OF THE PRODUCT, PLEASE FOLLOW THE FOLLOWING GUIDELINES

To guarantee a long battery life, please charge the product regularly, even if not in use. Store in a secure, dry place without exposure to direct sunlight. We recommend using a water-based lubricant with your product. To prevent damage to the product, do not use perfumed, alcohol-based lubricants, gels or massage oils with the product. Do not use silicone-based lubricants with silicone products.

NOTE ON BATTERIES

Batteries and rechargeable batteries must not be disposed of in household waste. As an end user, you are legally required to return used batteries. Please use official collection facilities such as the collection points provided by public waste management authorities to do so. You can also return used batteries that we carry or have carried as new batteries to us. Please contact us at care@romp.toys. To prevent short circuits, the poles of lithium batteries should be taped before returning. For safety reasons, we ask you not to send the batteries to us by mail and refer you to the regulations for sending hazardous goods provided by mail carriers. If the batteries are permanently installed in the product, please do not try to remove them yourself. This may cause permanent damage to the device. Your obligations as a customer are otherwise regulated by the WEEE Directive and the national implementation law. Please observe the information in the manual and the safety instructions to prevent waste and littering. Used batteries contain harmful substances that can damage the environment or your health if they are not stored or disposed of properly. In particular, this applies to the separate handling of lithium batteries. Batteries also contain important raw materials such as iron, zinc, manganese and nickel and can be recycled. Separate collection allows these raw materials to be recycled and prevents negative impacts on the environment and human health from released pollutants. The sign with the crossed-out waste bin means that you must not dispose of batteries and accumulators with household waste.

WEEE

