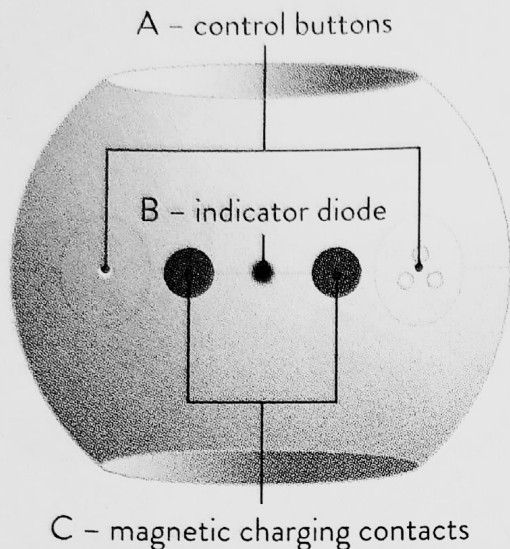


Diagram



About the Whoop-de-doo Vibrator and its design

The Whoop-de-doo Vibrator is an erotic toy for women who want to get even more enjoyment out of their intimate moments or time spent with their partners.

The shape of the Vibrator has been designed with the highest possible degree of respect for the female body. Thanks to unique production technology, the Whoop-de-doo Vibrator is entirely hygienic and also water-resistant, so it can even be used in the shower. For more intensive enjoyment, the Vibrator has three vibration motors, so vibrations emanate along its entire length. The special technology means that even with three motors, the all-silicone Vibrator is naturally flexible and thus can better adapt to the human body and its needs. The Whoop-de-doo Vibrator is made from hypoallergenic medical-grade silicone, which, unlike other erotic toys made from gel or latex, inhibits the accumulation of bacteria. Moreover, it quickly adapts to body temperature. The Whoop-de-doo Vibrator has just the right size and shape to meet all ergonomic requirements. It can be used both for vaginal and clitoral stimulation. It is not, however, intended for anal stimulation.

Prior to first use

Gently pull the ribbon to remove the Vibrator from its package. Prior to using the Vibrator for the first time, it must be activated and charged.

Charging

The Vibrator is activated and charged by connecting the supplied original USB charging cable to the contacts on the body of the Vibrator (C). The electrodes of the cable must be connected to the contacts on the body of the Vibrator as precisely as possible. If good contact is not made, charging may not proceed reliably.

The Vibrator may be charged either by using a standard USB power outlet charger or by plugging the cable into the USB port of a computer; however, some computers may not be able to supply the required amount of electrical energy.

The LED indicator on the body of the Vibrator (B) shows that the Vibrator is switched on and also shows the charge level of the built-in battery. The Vibrator cannot be switched on while it is being charged.

- 1) Activation: the orange diode is on and the motors will vibrate in sequence one after the other. This means the Vibrator has been activated. Reconnect the charging cable and commence charging.



- 2) Continuous green light: battery is fully charged



- 3) Slowly blinking (T = 2 s) red light: battery is nearly empty



- 4) Rapidly blinking (T = 1 s) red light: battery is completely empty, please connect charger



5) Rapidly blinking (T = 0,5 s) orange light:
 Vibrator has overheated and will begin working again once it has cooled down



6) Pulsing red light: battery is charging

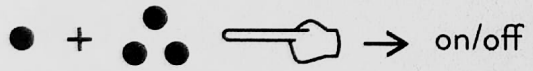


For reasons of transport safety, the Whoop-de-doo Vibrator is delivered with the battery nearly empty. Therefore, prior to the first use, the battery must be charged.

To ensure optimal battery lifespan, we recommend recharging it after each use. The battery must also be fully charged prior to storing the Vibrator for extended periods of time. During storage, the battery must be recharged approximately every six months. Failure to do so can lead to the battery becoming over-discharged, which can cause damage!

Switching on and off

Beneath the outer covering of silicone lies an intelligent mechanism controlled by means of the two buttons (A) with embossed symbols (• and ••). These discrete controls are highly intuitive and allow you to adjust the Vibrator by touch.

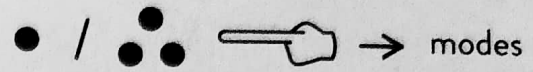


The Vibrator is switched on and off by pressing • + •• at the same time and holding them down for approximately one second. When switching the Vibrator on for the first time, it is set to Easy Baby mode – the lowest frequency and intensity. When switching it on again, it will be set to the mode, intensity, and frequency that were selected when it was last switched off.

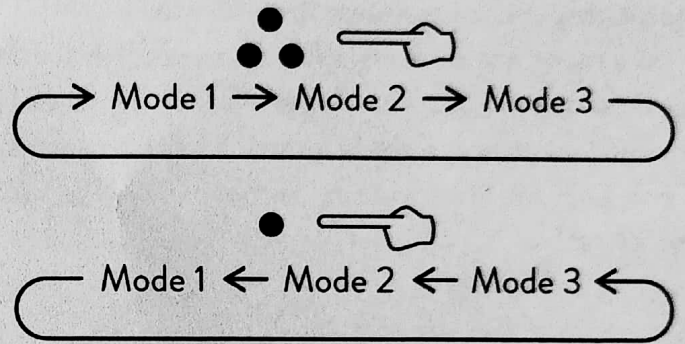
In order to switch the Vibrator off, simply press • + •• at the same time and hold them down for approximately one second.

Intuitive control

In addition to switching the Vibrator on and off, the buttons serve to select one of three modes of operation (see the next section: Three modes) as well as to set the intensity or frequency of the vibrations.



If you wish to switch to the next mode, long press ••. If you would like to return to the previous mode, press •. When selecting individual modes, you can move through them both forward and back.

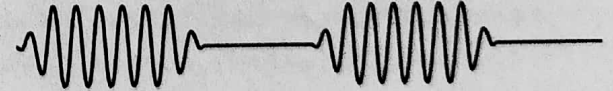


To increase the level of intensity or frequency (faster tempo), repeatedly press •• until you reach the frequency or intensity that is most pleasant to you. In order to lower the frequency or intensity, repeatedly press •.




Three modes

1) Easy Baby – motors pulsing together in rhythm; press buttons (A) to change frequency



2) Wave – motors vibrating in a synchronized wave; press buttons (A) to change frequency



- 3) Oh My Whoop! – all three motors vibrating in unison; press buttons (A) to change the intensity of the vibrations. The level of intensity selected for this mode will also be active in the other modes, where only frequency can be adjusted.



Hygiene and recommendations

Prior to using the Whoop-de-doo Vibrator for the first time and also prior to each subsequent use, wash it thoroughly under lukewarm running water.

We recommend using Whoop-de-doo lubricating gel or another water-based gel. Other types of lubricant may damage the Vibrator's silicone surface. If you wear intimate jewelry, remove it before using the Vibrator.

Maintenance and storage

To maintain the Whoop-de-doo Vibrator, use anti-bacterial soap and rinse under running water. To store the Vibrator, use the soft, breathable cloth pouch (swiss+cotton). Always ensure that the Vibrator is dry before placing it in the pouch.

Store the Whoop-de-doo Vibrator in a cool, dark, and dry place. We recommend cleaning it thoroughly after each use. In particular, the charging contacts must be kept clean in order to ensure problem-free charging.

Store and use the Whoop-de-doo Vibrator in the temperature range of 10–35 °C (50–95 °F). If the Vibrator is exposed to temperatures beyond this range, it is necessary to wait until the temperature returns to normal. The Whoop-de-doo Vibrator can then be charged and used again.

Warning!

- ! Do not use the Vibrator in combination with silicone or oil-based lubricants. Doing so may cause damage to the Vibrator's silicone surface.
- ! Avoid exposing the Vibrator to aggressive chemical substances containing alcohol. Such substances may cause damage to the Vibrator's silicone surface.
- ! Do not use the Vibrator if its surface is damaged or ruptured.
- ! Do not wash the Vibrator in the dishwasher.
- ! Do not use the Vibrator in any manner other than the manner described in these Instructions for Use.
- ! The Whoop-de-doo Vibrator is not intended for anal stimulation.
- ! The Whoop-de-doo Vibrator is not a child's toy. Keep out of reach of children.
- ! Do not charge the Vibrator in the bath. Doing so will put you at risk of electrical shock.
- ! Do not charge the Vibrator when wet.
- ! Do not use any charger or port other than standard USB and do not use any charging cable other than the original cable supplied with your Vibrator.
- ! During long-term use at the highest intensity setting, the Whoop-de-doo Vibrator can heat up. This is not, however, a defect. Nonetheless, long-term use at the highest intensity setting may lead to accelerated wear and tear.
- ! Do not expose the Vibrator to sources of heat (heaters, solid-fuel stoves, microwave ovens, ovens, cookers, etc.) or direct sunlight.
- ! When the Vibrator is wet, allow it to dry and wipe off the connectors.
- ! Never store the Vibrator when it is wet or damp.
- ! Avoid dropping the Vibrator and subjecting it to excessive stresses.
- ! Bend the Whoop-de-doo Vibrator no more than 20 degrees. Bending it further may cause mechanical damage.

! To prolong the life of the battery, we recommend charging the Whoop-de-doo Vibrator regularly.

Technical specifications

The Whoop-de-doo Vibrator was designed and manufactured in the Czech Republic using safe, hygienic materials only. The Vibrator was developed in consultation with gynecologists.

Material: hypoallergenic medical-grade silicone

Surface: matte, satin

Dimensions: length 190 mm (7.48 in), diameter 35 mm (1.38 in)

Charge time: approximately 120 minutes to full charge; battery life following full charge: approximately 150 minutes in Wave mode

User interface: 3 vibrating modes, adjustable intensity, frequency

Electrical specifications: battery voltage 4.2 V

Battery capacity: 700 mAh

Charge voltage: 5 V, max. current 500 mA

Typical battery lifespan: up to 400 charge cycles

Package contents

- Whoop-de-doo Vibrator
- Charging cable with USB connector
- Cloth pouch (swiss+cotton)
- Instructions for Use
- Certificate of Authenticity

Manufacturer & distributor

Anna Marešová designers s.r.o.

www.annamaresova.com

Certifications

